




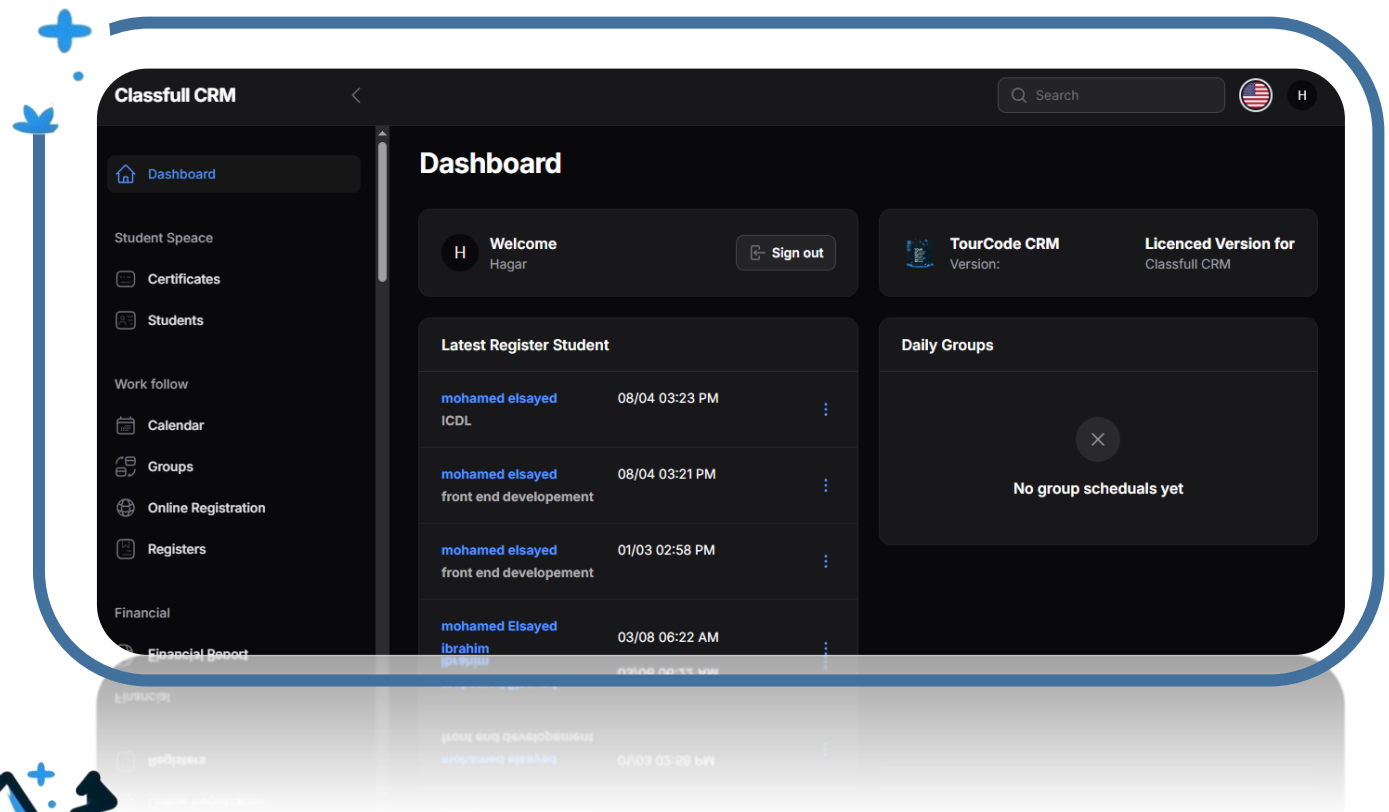
EduTour

Simplify Your Academy Management

 **Tour Education** empowers educational institutions with a modern, intuitive platform designed to simplify and strengthen academy management. Whether you're running a school, a tutoring center, or a specialized training institute, our software adapts to your needs and helps you:

- Manage operations efficiently
- Enhance the learning experience
- Focus on delivering quality education

By optimizing every aspect of your workflow, Tour Education frees up your time to do what truly matters, educate, inspire, and lead.





Key Features

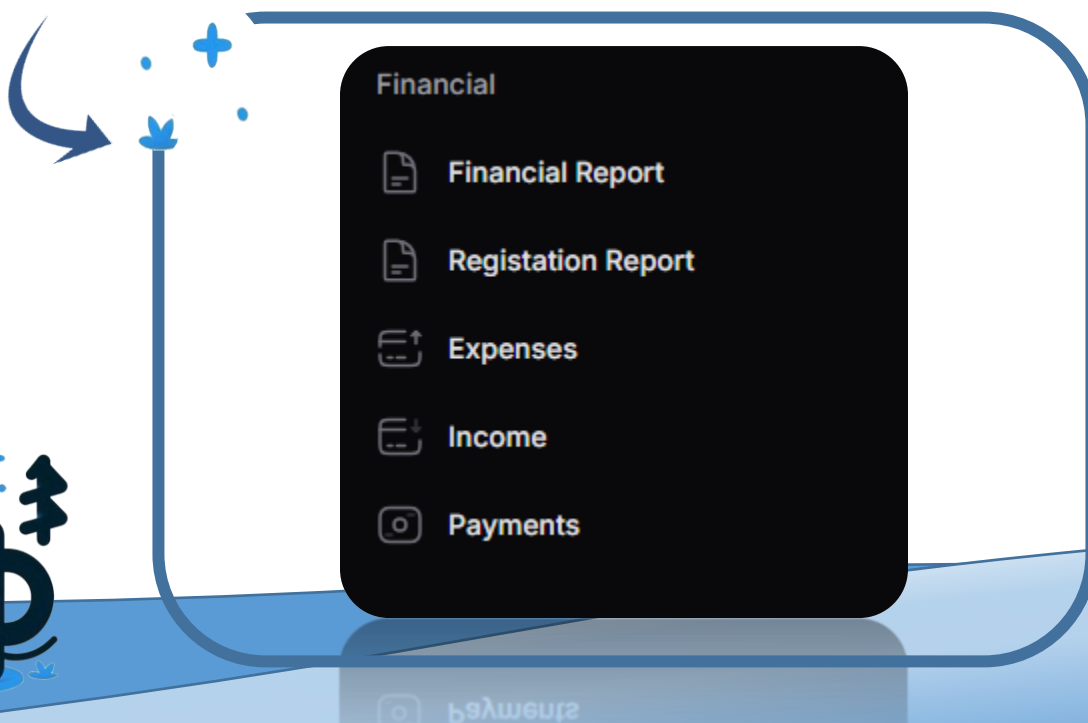
● Easy Student Registration

Register students in courses within seconds with full details and payment tracking.

The screenshot shows a web interface for creating student registers. At the top, there's a breadcrumb 'Registers > Create' and a title 'Create Registers'. The form includes several input fields: 'Course Group*' with a dropdown menu showing 'full stack development #p2 (on site)'; 'student*' with a dropdown menu showing 'Walid Elsayed Ahmed Ali - 01234567891'; 'discount' with a text input field containing '0'; and 'Agent name*' with a dropdown menu showing 'Yara samy'. There is also a 'Notes' text area. At the bottom, there are three buttons: 'Create' (highlighted in blue), 'Create & create another', and 'Cancel'. The form is enclosed in a blue rounded rectangle with decorative plus and star icons on the left. A large blue arrow points from the right towards the form.

● Full Control of Expenses & Income

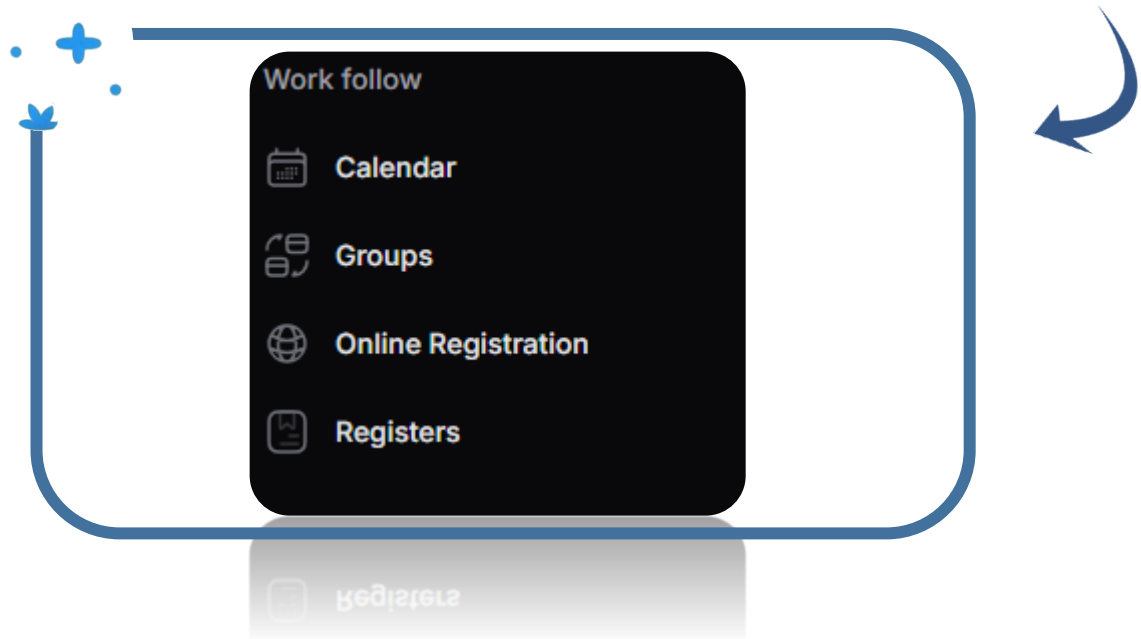
Record every transaction and view your financial reports in real-time.





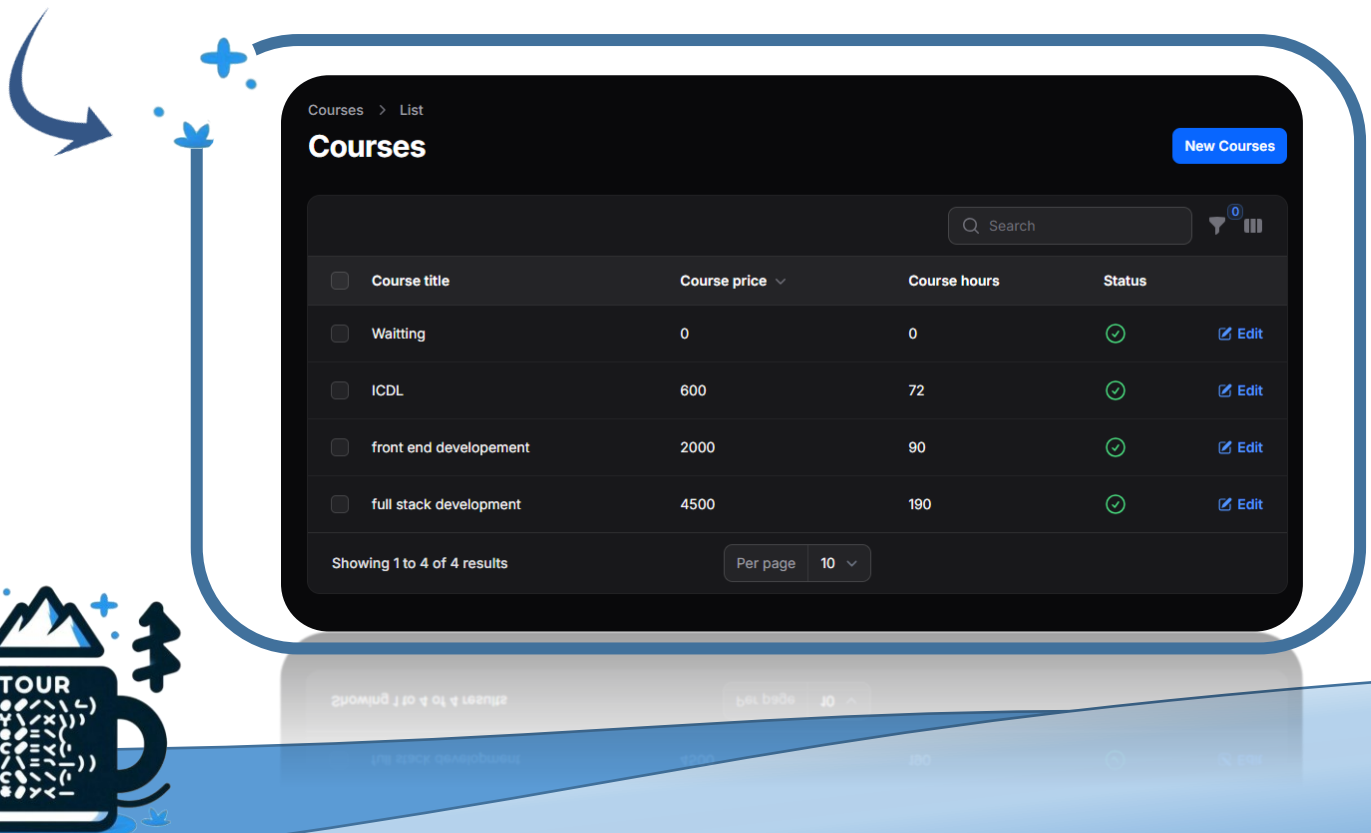
Smart Reports

Track profits, active students, popular courses, and more with clear analytics.



Course & Schedule Management

Create courses, assign instructors, set schedules, and track attendance with **ease**.





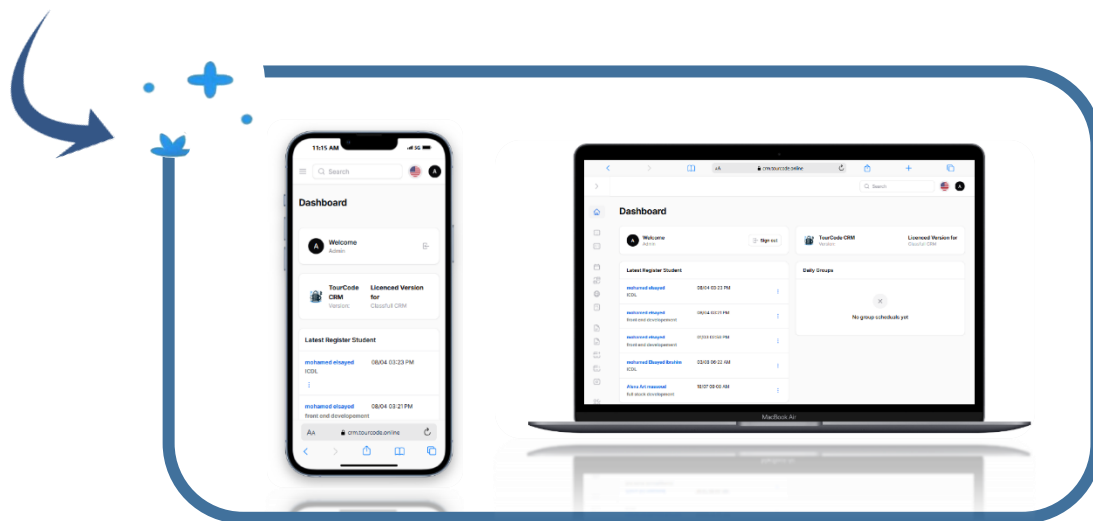
Instant Certificate Generation

Automatically generate certificates with student name, academy logo, and completion date.

The screenshot shows a web interface for creating certificates. At the top, it says 'Certificates > Create'. The main heading is 'Create Certificates'. There are three input fields: 'Full name*' with a dropdown menu showing 'Select an option', 'Grade*' with an empty text box, and 'Cer. Code*' with an empty text box. At the bottom, there are three buttons: 'Create' (blue), 'Create & create another' (grey), and 'Cancel' (grey). The entire form is enclosed in a blue rounded rectangle with decorative plus and gear icons on the left and a curved arrow on the right.

Access from Anywhere

Use from mobile, tablet, or desktop — just an internet connection needed.





Why Tour Education?

- User-friendly interface
- Fast implementation
- Secure cloud-based access
- Scalable for institutions of all sizes
- Backed by expert support from Tour Code Software Development Company

Boost Your Academy's Success with Tour Education!

Start your journey toward smarter, more efficient education management today.

- 📌 Developed by: [Tourcode.online](https://tourcode.online)
- ✉ Email: customer@tourcode.online
- 🌐 Website: <https://tourcode.online>
- ☎ Contact: +20 10 1719 8100

